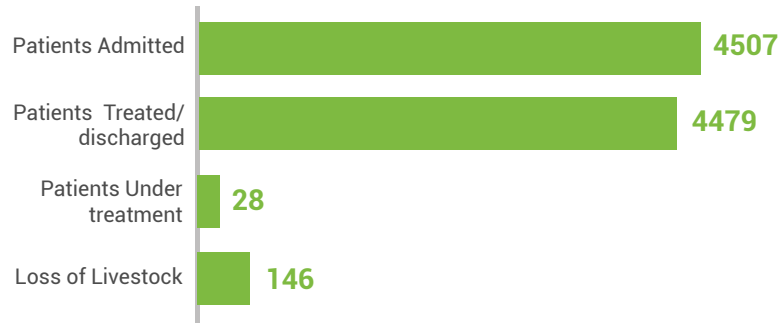


Progress on Heatwave Response

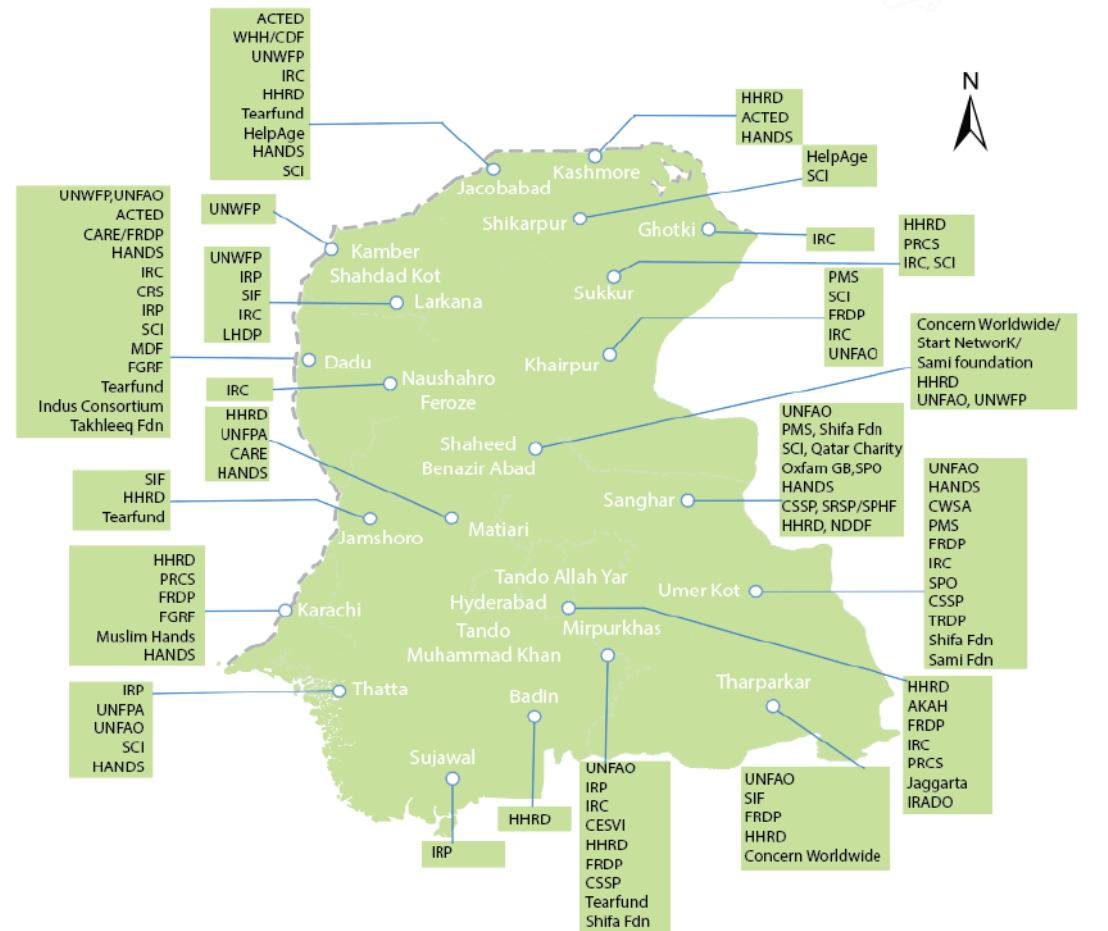
(Period Covered 1500 hrs 21-05-2024 - 1500 hrs 09-06-2024)

- PDMA and DDMA are closely monitoring the situation/ Heatwave Response Plan.
- Provincial Emergency Operation Centre PDMA Sindh is closely coordinating with all DDMA/District EOCs and all Humanitarian Partners.
- Establishment of additional heat stabilization camps is ongoing in various districts.
- 40 Humanitarian Partners continued their support in Heatwave Response Plan by establishing 294 heat stabilization camps in various districts.
- 40 Humanitarian Partners conducted awareness sessions on heatwave impacts, distributed Information, Education & Communication (IECC) material, displayed Banners and awareness raising through print, electronic, social and local media-content approved by PDMA.
- Deputy Commissioners / Chairmen DDMA with dedicated team are regularly visiting heat stabilization camps in their respective districts.
- 40 Humanitarian Partners providing support in safe transportation/ shifting of referred patients from Camps to Heat Stroke Centers / hospitals.
- Deputy Commissioners/ Chairmen DDMA initiated Plantation Drive in some of the districts

Patients Admitted	Patients Treated/discharged	Patients Under treatment	Loss of Livestock
4507	4479	28	146

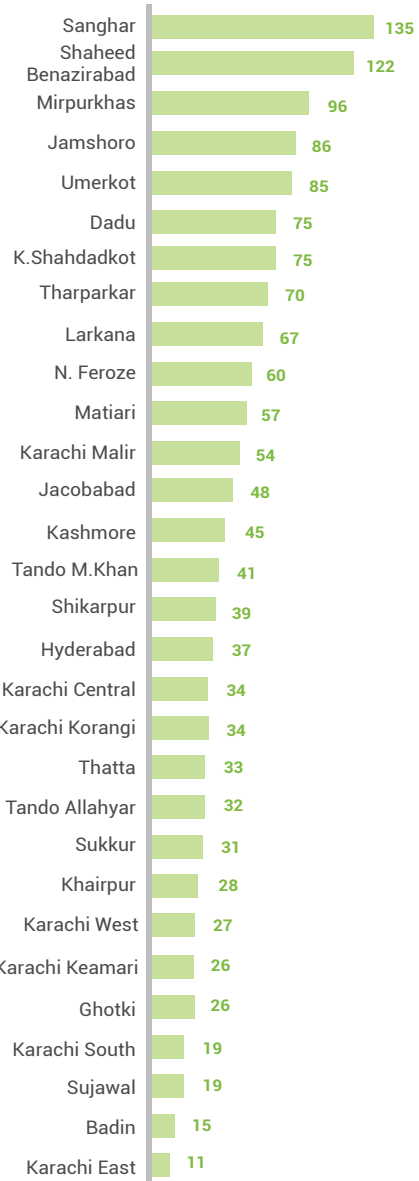


Heat Stabilization Camps established by the Government of Sindh and Humanitarian Partners (Presence of Humanitarian Partners in districts with active engagement in Heatwave Response Plan 2024)

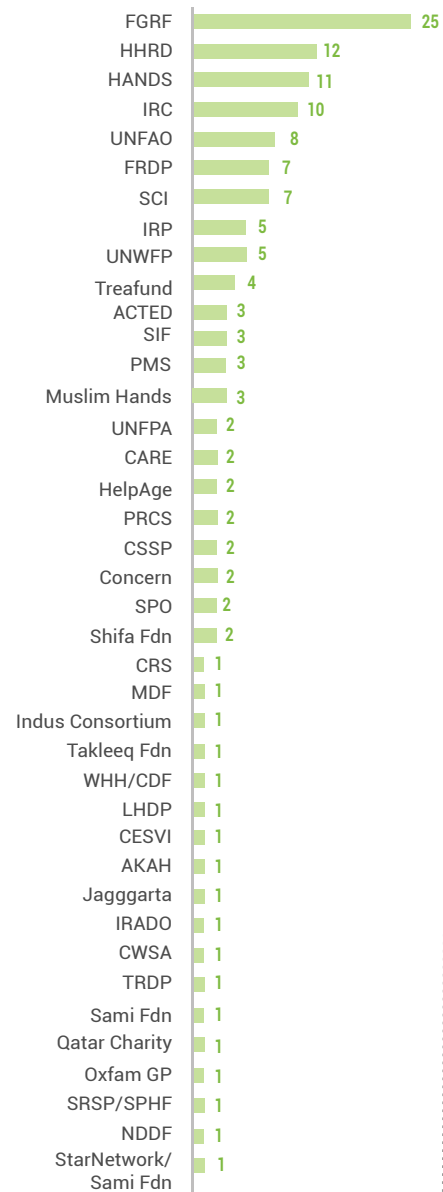


DIVISION	KARACHI	HYDERABAD	SUKKUR	SHAHEED BENAZIR ABAD	LARKANA	MIRPUR KHAS	TOTAL
Camps by Govt.	205	395	85	317	274	251	1,527
Camps by Humanitarian Partners	147	60	39	17	10	21	294
Total	352	455	124	334	284	272	1,821

District wise Camps established By Government of Sindh



Humanitarian Partners Presence by District



Heat Stroke Report (Period Covered 1500 hrs 21-05-2024 - 1500 hrs 09-06-2024)

4507 Number of Patients Admitted **4479** Number of Patients Treated/discharged **28** Number of Patients Under treatment **0** Casualty **146** Loss of Livestock

Sr #	Division	District	Number of Patients Admitted				Number of Patients Treated/discharged				Number of Patients Under treatment				Casualty (if any)				Loss of Livestock				
			Male	Female	Children	Total	Male	Female	Children	Total	Male	Female	Children	Total	Male	Female	Children	Total	Goat/ Sheep	Buffalo/ Cow	Camel	Other Animals	
1	Karachi	Korangi	0	1	0	1	0	1	0	1	0	0	0	0	0	0	0	0	0	0	0	0	0
2		Malir	36	50	16	102	36	50	16	102	0	0	0	0	0	0	0	0	0	0	0	0	0
3		South	76	15	0	91	76	15	0	91	0	0	0	0	0	0	0	0	0	0	0	0	0
4		West	17	0	1	18	17	0	1	18	0	0	0	0	0	0	0	0	0	0	0	0	0
5	Hyderabad	Badin	18	14	13	45	14	11	11	36	4	3	2	9	0	0	0	0	0	0	0	0	
6		Hyderabad	39	13	0	52	38	13	0	51	1	0	0	1	0	0	0	0	8	3	0	0	
7		Jamshoro	179	117	20	316	172	112	18	302	7	5	2	14	0	0	0	0	1	4	0	0	
8		Matiari	3	0	0	3	3	0	0	3	0	0	0	0	0	0	0	0	0	0	0	0	
9		Sujawal	99	46	14	159	99	46	14	159	0	0	0	0	0	0	0	0	0	0	0	0	
10		Tando Allahyar	24	7	4	35	24	7	4	35	0	0	0	0	0	0	0	0	0	0	0	0	
11	Sukkur	Ghotki	3	0	0	3	3	0	3	0	0	0	0	0	0	0	0	0	0	0	0	0	
12		Khairpur	315	196	56	567	315	196	52	563	0	0	4	4	0	0	0	0	0	0	0	0	
13	Sukkur	0	0	0	0	0	0	0	0	0	0	0	0	0	0	0	0	1	3	0	0		
14	Shaheed Benazirabad	Sanghar	23	7	25	55	23	7	25	55	0	0	0	0	0	0	0	1	2	0	0		
15		Shaheed Benazirabad	546	264	64	874	546	264	64	874	0	0	0	0	0	0	0	0	0	0	0	0	
16		Naushahro Feroze	45	23	0	68	45	23	0	68	0	0	0	0	0	0	0	0	0	0	0	0	
17	Larkana	Jacobabad	233	131	106	470	233	131	106	470	0	0	0	0	0	0	0	0	0	0	0	0	
18		Kamber Shahdadkot	154	170	28	352	154	170	28	352	0	0	0	0	0	0	0	0	0	23	10	24	
19		Kashmore	44	46	29	119	44	46	29	119	0	0	0	0	0	0	0	0	0	26	0	18	
20		Larkana	99	97	41	237	99	97	41	237	0	0	0	0	0	0	0	0	0	0	0	0	
21	Shikarpur	82	81	25	188	82	81	25	188	0	0	0	0	0	0	0	0	0	0	0	0	0	
22	Mirpurkhas	Tharparkar	74	57	8	139	74	57	8	139	0	0	0	0	0	0	0	0	20	1	0	1	
23		Umerkot	465	102	46	613	465	102	46	613	0	0	0	0	0	0	0	0	0	0	0	0	0
		Total	2574	1437	496	4507	2562	1429	4479	12	8	8	28	0	0	0	0	31	62	10	43		